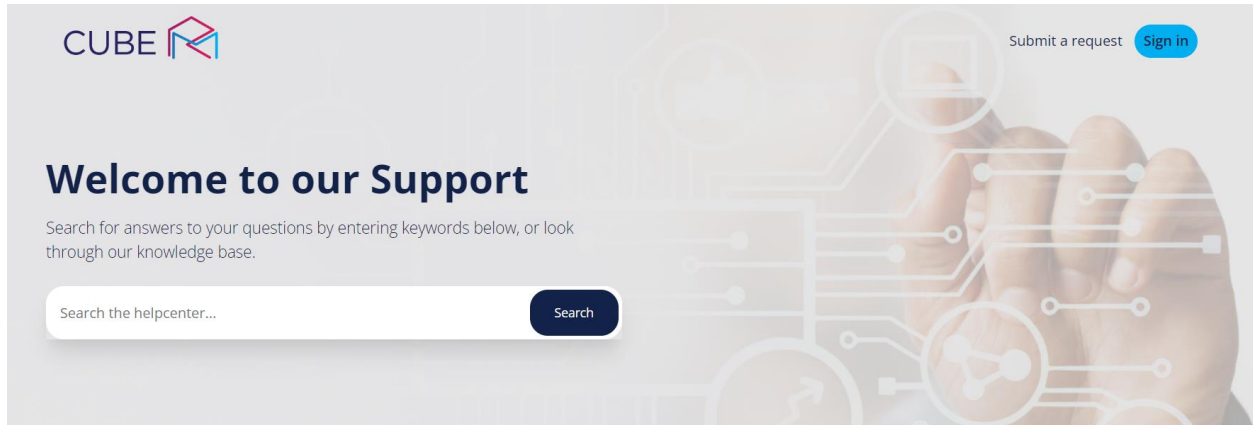



Create Account

Go to: <https://support.cuberm.com/hc/en-us>

A screenshot of the top section of a support page. The background is a light gray with a faint image of a hand pointing at a screen with circuit-like patterns. In the top left, the 'CUBE' logo is displayed. In the top right, there are links for 'Submit a request' and 'Sign in'. Below the logo, the heading 'Welcome to our Support' is followed by a search instruction. A search bar with a 'Search' button is positioned below the text.

CUBE 

Submit a request [Sign in](#)

Welcome to our Support

Search for answers to your questions by entering keywords below, or look through our knowledge base.

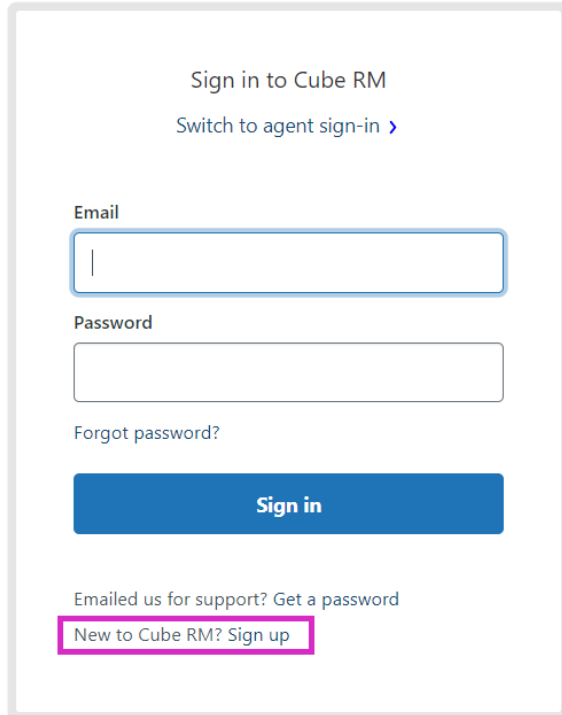
Search the helpcenter... [Search](#)

Recent activity
[No recent activities yet.](#)

Click on [Sign in](#)

By clicking ‘**Sign in**’ button, you will be navigated to the form below.

- If you already have an account, then fill in the gaps and click on “Sign in”
- Otherwise, click on “**Sign up**” at the bottom.



Sign in to Cube RM

[Switch to agent sign-in >](#)

Email

Password

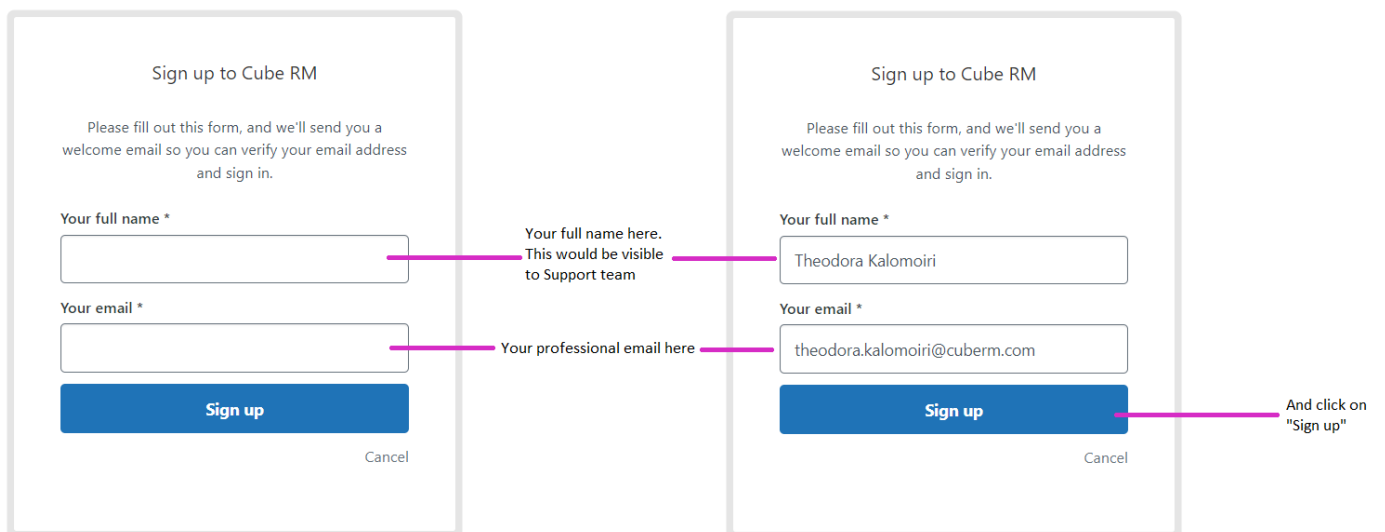
[Forgot password?](#)

Sign in

Emailed us for support? [Get a password](#)

New to Cube RM? Sign up

After clicking “Sign up” you will see the form bellow.
Here, fill in the gaps and then click on “**Sign up**”.



Sign up to Cube RM

Please fill out this form, and we'll send you a welcome email so you can verify your email address and sign in.

Your full name *

Your email *

Sign up

Cancel

Your full name here. This would be visible to Support team

Your professional email here

Sign up to Cube RM

Please fill out this form, and we'll send you a welcome email so you can verify your email address and sign in.

Your full name *

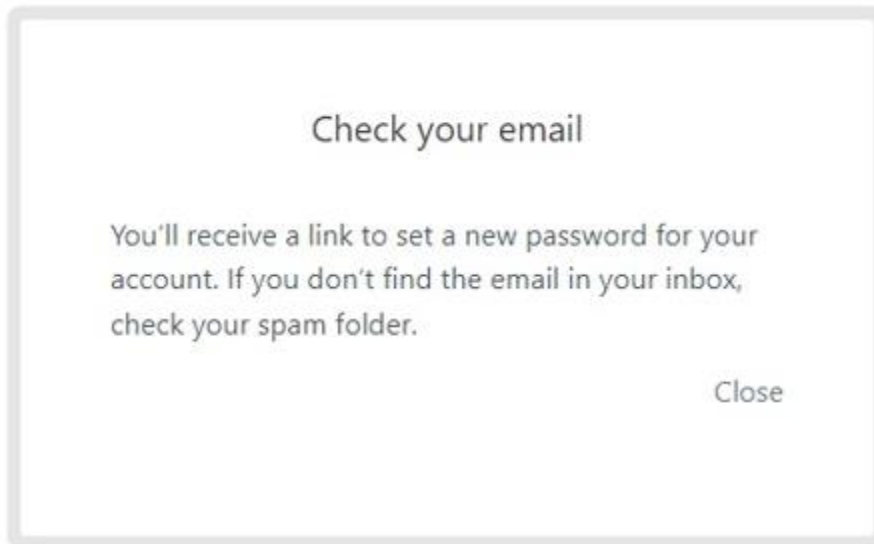
Your email *

Sign up

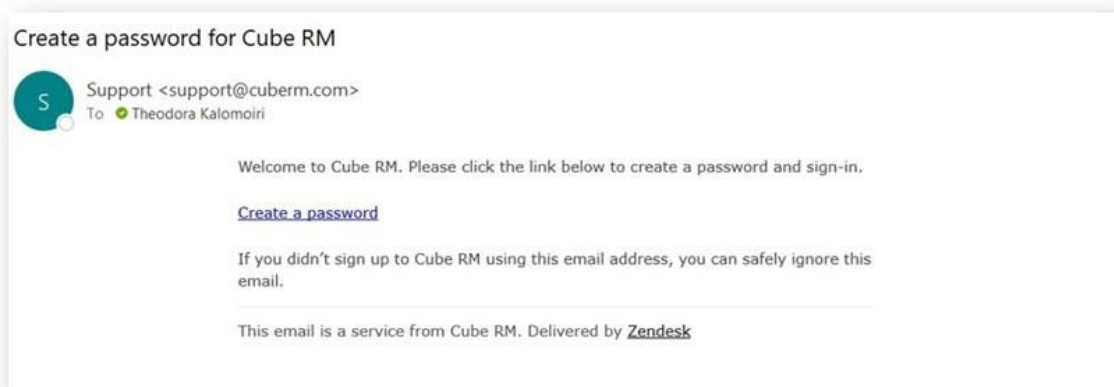
Cancel

And click on "Sign up"

Then, the message below will appear.
Click on “**Close**” and go to your email inbox (the one you used in the previous step)



The email will look like this:



Click on “**Create a password**”

After clicking on **“Create a password”**, your default browser will open, and this form will appear.
Here, you can create your password for future Sign in.

Choose your secret password

You'll use this password to sign in to Cube RM.

Your name

Theodora Kalomoiri

Your password

.....

Password requirements:

- must be at least 5 characters
- must be fewer than 128 characters
- must be different from email address

Set password

Your full name will be already filled in

Here you create your password

While creating your password, you need to take these rules under consideration

Click on "Set password"

★ Your account is ready.

CUBE

Submit a request Theodora Kalomoiri

Welcome to our Support

Search for answers to your questions by entering keywords below, or look through our knowledge base.

Search the helpcenter... Search

Recent activity
No recent activities yet.